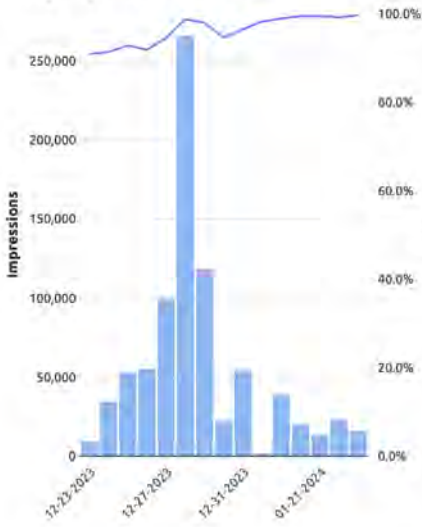
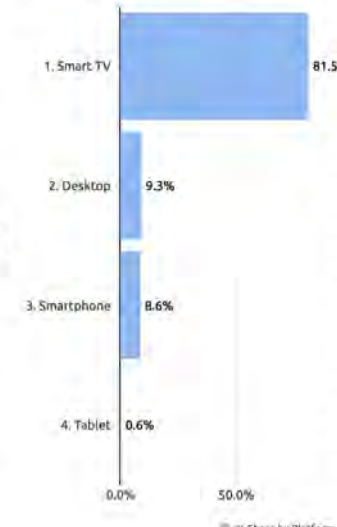


Over The Top

Daily Impressions and CVR



Screen Mix

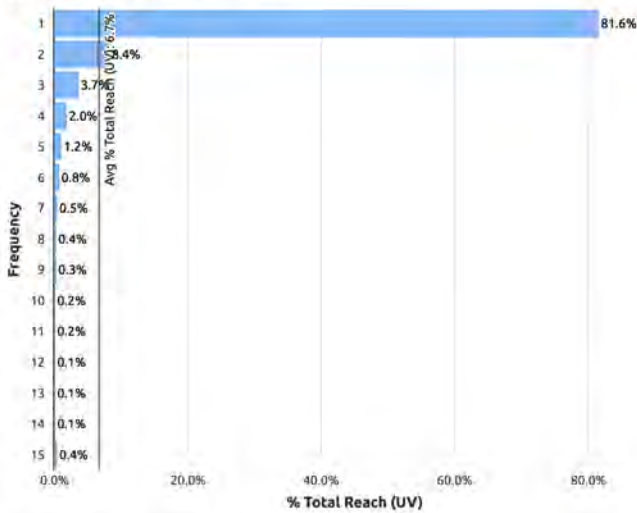


Media Mix - 1,257 Total Placements

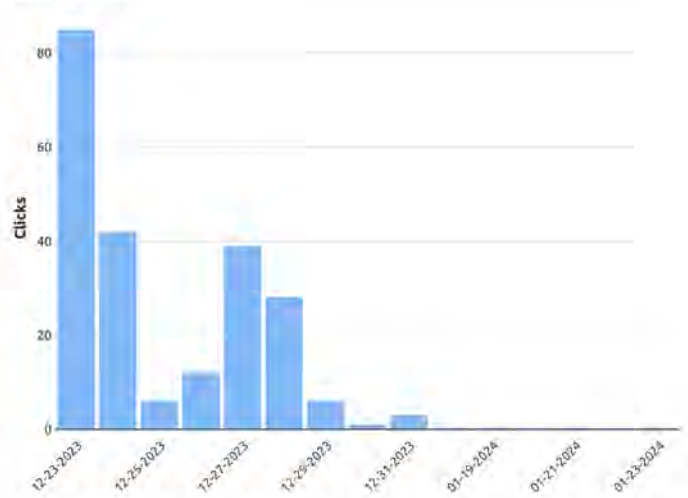
Media	Impressions	% Mix	CVR
Hearst Local News	115,331	14.0%	98.1%
Samsung TV Plus	96,802	11.8%	99.1%
Fubo TV	41,903	5.1%	99.2%
AMC Networks	34,799	4.2%	98.7%
foxnews.com	31,970	3.9%	83.1%
Discovery Networks	23,892	2.9%	98.2%
WatchFree	22,078	2.7%	99.5%
Local Now	17,269	2.1%	99.6%
Sling TV	16,434	2.0%	98.3%
A&E Networks	15,781	1.9%	99.0%
History	14,402	1.7%	99.1%
NewsON	13,773	1.7%	98.9%
Sinclair Networks	12,901	1.6%	99.1%
Cooking Channel GO	12,110	1.5%	99.4%
FOX News	10,326	1.3%	98.8%
LG Channel Plus	10,050	1.2%	98.6%
WCAX News	9,434	1.1%	99.6%
VIX: Movies TV and Sports in Spanish	9,022	1.1%	99.4%
cnn.com	8,823	1.1%	76.6%
A&E	8,654	1.1%	99.4%

SUMMARY
1,257 Rows - 5 columns
1,257 Total Media Placements

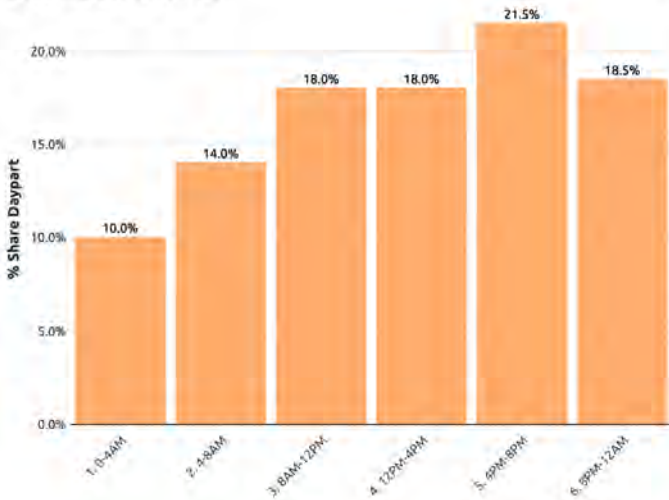
Frequency Distribution



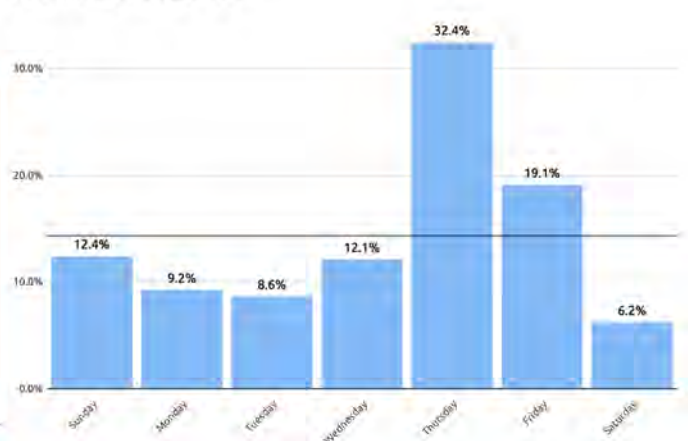
Daily Clicks



Daypart Distribution



Weekpart Distribution



— Avg. Weekpart Distribution: 14.3%